



RAHUL MODEL PUBLIC SCHOOL

CLASS 1ST

SESSION
2026-27

HOLIDAY
HOMEWORK



Summer Break



General Instructions



Enjoy and Relax, but also learn something new!



Read Books Every Day.



Help Your Parents in Household Chores.



Play Outdoors & Stay Active.



Stay Safe and Eat Healthy Food.



Be Creative and Have Fun!



Make the Most of Your
Summer Holidays!

SUBJECT – ENGLISH

Instruction- Learn and Write new words in your notebook

New words list

- | | |
|------------------|-------------------|
| 1. happy | 11.school |
| 2. little | 12.picture |
| 3. child | 13.sad |
| 4. laugh | 14.read |
| 5. hardly | 15.fear |
| 6. shade | 16.hold |
| 7. often | 17.grown |
| 8. whole | 18.tight |
| 9. never | 19.reach |
| 10. under | 20.inside |

21. alone

22. another

23. around

24. disappear

25. outside

26. back

27. after

28. wave

29. Feel

30. smile

41. come

42. step

43. face

44. around

45. look

31. stand

32. worry

33. away

34. afraid

35. smile

36. Child

37. walk

38. like

39. many

40. near

46. hand

47. morning

48. first

49. nervous

50. rickshaw

Instruction- Learn and Write all vowel words and stories in your notebook

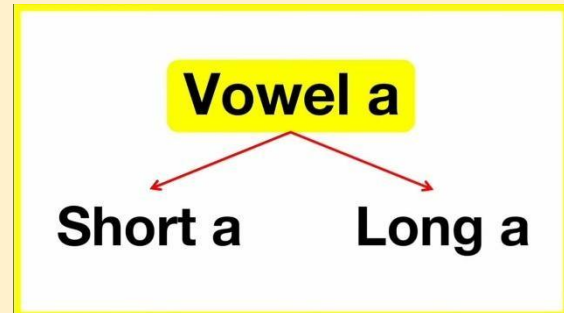
Short a

- **C**at
- **H**at
- **T**ap
- **P**ad
- **B**ag
- **V**an
- **P**an
- **F**an
- **M**ap
- **R**at
- **C**amel
- **L**adder
- **H**ammer
- **R**abbit

Long a

- **A**pron
- **S**ail
- **A**lien
- **H**ay
- **C**ake
- **P**ay
- **S**nake
- **V**ein
- **C**ane
- **S**teak
- **P**aint
- **T**hey
- **S**nail
- **W**eight

STORY



The Cat and the Cake

Sam had a cat. The cat sat on a mat. One day, Sam saw a big cake on the table.

“Can I take the cake?” asked Sam.

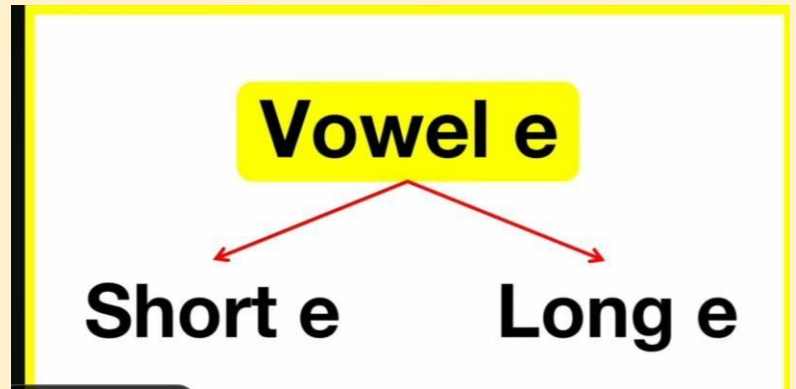
“No, wait!” said Mom. “We will bake it today.”

Sam and the cat played a game. After some time, they ate the yummy cake.

Short a words: cat, mat, Sam

Long a words: cake, take, bake, game

STORY



“Ben and the Green Tree”

Ben had a red pet hen. One day, Ben went to see a big green tree near the beach. He could see three bees near the tree.

Ben said, “Please, do not sting me!” The bees were sweet and flew away. Ben sat to eat cheese and feel the cool breeze.

Ben was very happy and said, “What a sweet day!”

Short e words: Ben, red, pet, hen

Long e words: green, beach, see, three, bees, tree, please, eat, cheese, breeze, sweet

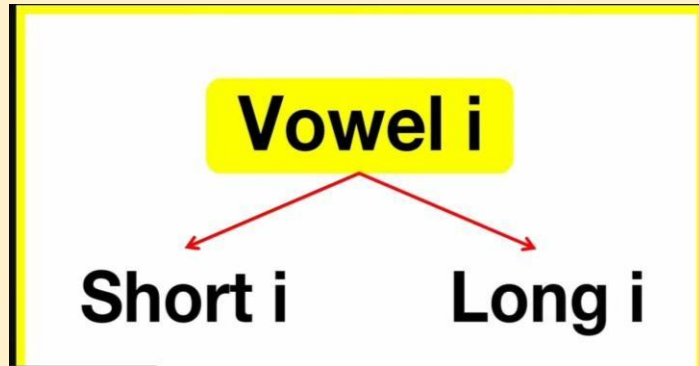
Short i

- Bin
- Six
- Pin
- Kid
- Twig
- Bib
- Drink
- Mix
- Fig
- Lid
- Pig
- Grin
- Stick
- Drill

Long i

- Lion
- Iron
- Pilot
- Bike
- Five
- Pie
- Tie
- Fried
- Light
- Night
- Fly
- Cry
- Type
- Thyme

STORY



Tim and the Bright Kite”

Tim had a little pig. One day, Tim sat by a big hill with his kit. He saw a bright kite in the sky.

“I like this nice kite!” said Tim. Soon, he saw a white line on the kite shine in the sun. Tim smiled and said, “What a fine sight!”

Then Tim and his pig went home before night.

Short i words: Tim, pig, hill, kit, big

Long i words: kite, like, white, shine, fine, sight, night

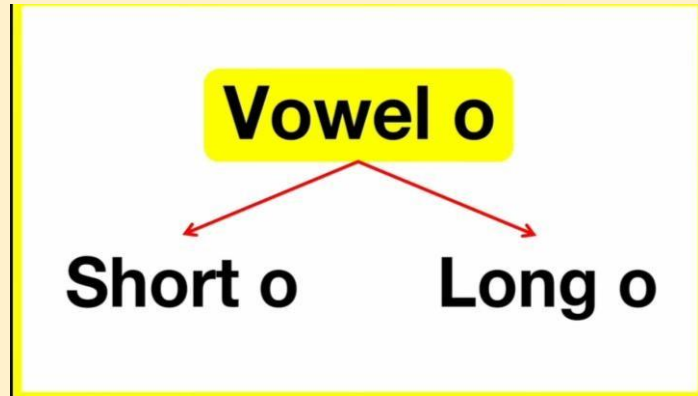
Short o

- Dog
- Pot
- Fox
- Dot
- Frog
- Block
- Clock
- Log
- Box
- Hot
- Hop
- Stop
- Otter
- Octopus

Long o

- No
- Old
- Cold
- Post
- Home
- Rope
- Stone
- Boat
- Coat
- Soap
- Bow
- Slow
- Crow
- Toe

STORY



“Tom and the Rose”

Tom had a little dog. One day, Tom sat on a big rock near a pond. He saw a pretty rose and a boat on the water.

“Oh, what a nice rose!” said Tom. Soon, he heard the wind blow and saw the boat slowly float. Tom and his dog had fun and went home before the sun went low.

Short o words: Tom, dog, rock, pond

Long o words: rose, boat, blow, float, low

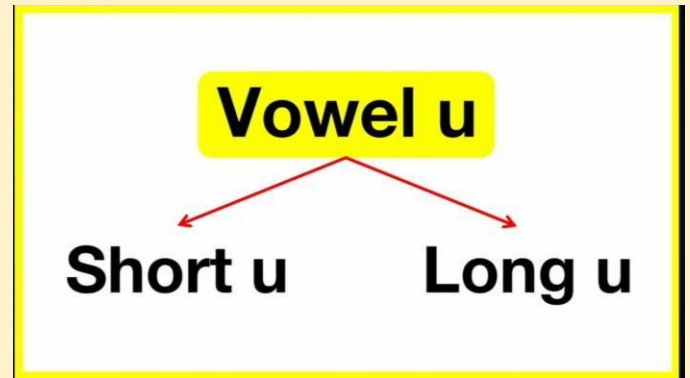
Short u

- Sun
- Cup
- Bud
- Nut
- Bug
- Cub
- Bus
- Cut
- Jug
- Mud
- Hug
- Truck
- Jump
- Duck

Long u

- Music
- Human
- Cube
- Mule
- Argue
- Europe
- Few
- Student
- Flute
- Blue
- Juice
- Chew
- Moon
- Soup

STORY



Ruth and the Cute Mule”

Ruth had a little pup. One day, Ruth sat in a hut near a big bus. She saw a cute mule eating grass.

Ruth said, “You are so cute!” The mule was very huge but kind. Soon, Ruth played her flute and the mule stood still to listen.

Ruth and her pup had lots of fun and went home with a smile.

Short u words: pup, hut, bus

Long u words: cute, mule, huge, flute

WORKSHEET :- 1

Q1:- Match them

Pictures



Picture's name

ostrich

ladder

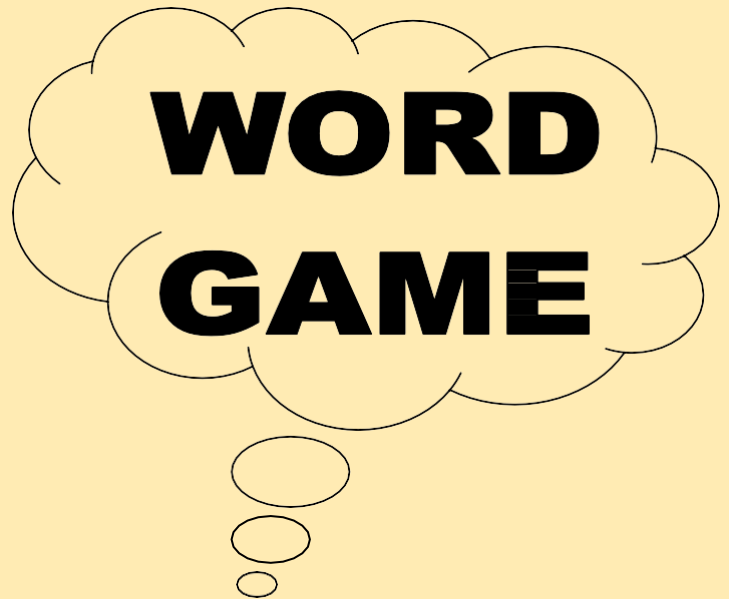
toothbrush

jacket

brick

WORKSHEET :- 2

Q1:- Complete the words:-



1) toff _____

2) popc____n

3) w_____d

4) _____ank

5) s_____nd

6) tort____se

7) pepp_____

8) c_____d

9) ch_____p

10) k_____g

11) p_____nt

12) capt_____n

13) t_____st

14) p_____

WORKSHEET :- 3

This




That

Q:- Look at the picture and complete the sentences:-




1) This is a _____.

2) That is a _____.



3) That is a _____.




4) That is a _____.




5) That is a _____.



6)  This is a _____.

7)  This is a _____ of _____.

8)  This is a _____.

Naming Words



Every person , place , thing and animal have names. These names are called naming words



Q:- Write the name of places:-







Q:- Write the name of person :-











Q:- Write the name of animals:-









Q:-Write the name of things:-









English Holiday Home work
WORKSHEET :- 5



Story Time

Short vowel story

Q:-Fill short vowel in the story:-

I c_n see a b_g r_cket.

It is g_ing _p, _p, _p.

The rock_t can fly f_st.

_i is going to themoon.

It _s r_d.



Q:- Circle the short vowel sounds:-

**a , b , j , e , d ,
r , i , p , o , m ,
u , n , s , t , v**

English Holiday Home work
WORKSHEET :- 6



Q:- Fill consonant and complete words :-

1) shi_____

2) _____oat

3) _____ilk

4) ha_____d

5) _____at

6) _____oo

7) _____ree

8)plan_____

9) _____ango

10) ne_____

Q) Make new words with the help of given letters.

e , p , h , n , t , a , f

English Holiday Home work
WORKSHEET :- 7

**Tricky
Words**



Q:- Read the tricky words and then try to find them in the word search:-

be

me

Y	v	a	l	l	b
u	s	r	d	w	e
t	h	e	c	a	f
o	e	b	p	s	g
n	l	h	e	m	e
a	j	d	o	i	r

he

we


she

I

SUBJECT:-E.V.S
WORKSHEET -1
HOLIDAY HOMEWORK

INTRODUCTION

(Paste a picture of yourself) →



1) My name is _____.

2) I am a _____. (boy/girl)

3) I am _____ years old.

4) I live in _____.

5) I like to _____.

6) My birthday is on _____.

7) I study in class _____.

SUBJECT:-E.V.S
WORKSHEET -2
HOLIDAY HOMEWORK



1) My father's name is _____.

2) My mother's name is _____.

3) My school name is _____.

4) My address is _____.

5) My contact number is _____.

6) My favourite colour is _____.

7) My favourite sport is _____.



8) My favourite dish is _____.



SUBJECT:-E.V.S
WORKSHEET -3
HOLIDAY HOMEWORK



MY MORNING ROUTINE

Q:-Look at the pictures and fill in the blanks:-

I get up 7 O'  in the morning. I 

my  . I take  .Then I wear my

 . I  my hair. I have my

 and  and go to

 .



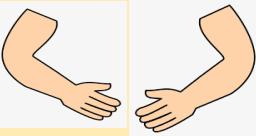


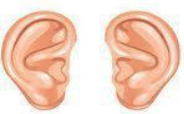




HELP BOX:-

**clock , teeth , bath , brush ,
toast , milk , school ,
comb , uniform**

WORKSHEET -4
SUBJECT:-E.V.S
HOLIDAY HOMEWORK



Q:-Read the lines and fill the number of body parts:-

- 1) I have ___ little fingers  and ___ little toes 
- 2) ___ little arms  and ___ little mouths 
- 3) ___ little noses  and ___ little ears 
- 4) ___ little eyes  for see and for tears.
- 5) ___ little heads  and ___ little feet. 
- 6) ___ little chin  and that's me.

SUBJECT:-E.V.S
WORKSHEET -5
HOLIDAY HOMEWORK



**HEALTHY FOOD
(FRUITS & VEGETABLES)**



Q:-Look at the pictures and unscramble the healthy food:-



saep



apotto




eppal



noino



goman




pesgra



rrotca

SUBJECT-MATHS WORKSHEET NO.1


Circle the number that matches the figure and write number names (in words):-



3 6 4



8 9 10



2 4 3



4 5 7




6 3 5



7 8 6

Write what comes before, after and between:-




Put the numbers in order from the smallest to the largest (increasing order):-


5, 4, 2, 7



9, 1, 3, 6




2, 9, 8, 4



Rewrite the given numbers starting from the biggest to the smallest number (decreasing order):-

9 10 6 3



4 1 3 2



5 9 3 2



SUBJECT-MATHS
WORKSHEET NO.-2

Complete the table:-

$2 \times 1 =$

$2 \times 2 =$

$2 \times 3 =$

$2 \times 4 =$

$2 \times 5 =$

$2 \times 6 =$


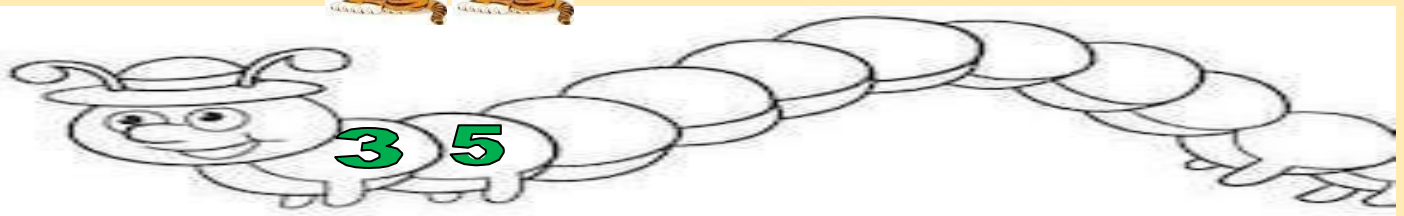
$2 \times 7 =$

$2 \times 8 =$

$2 \times 9 =$

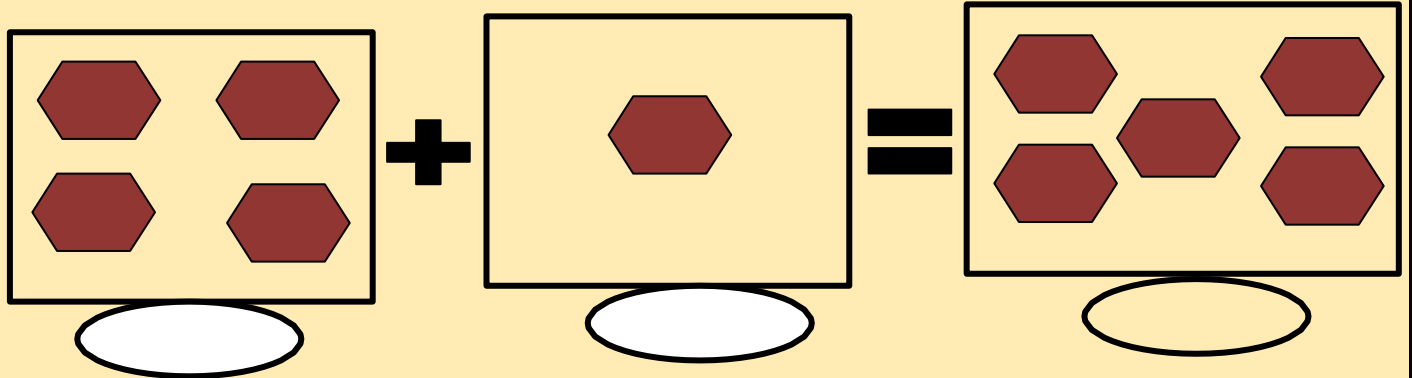
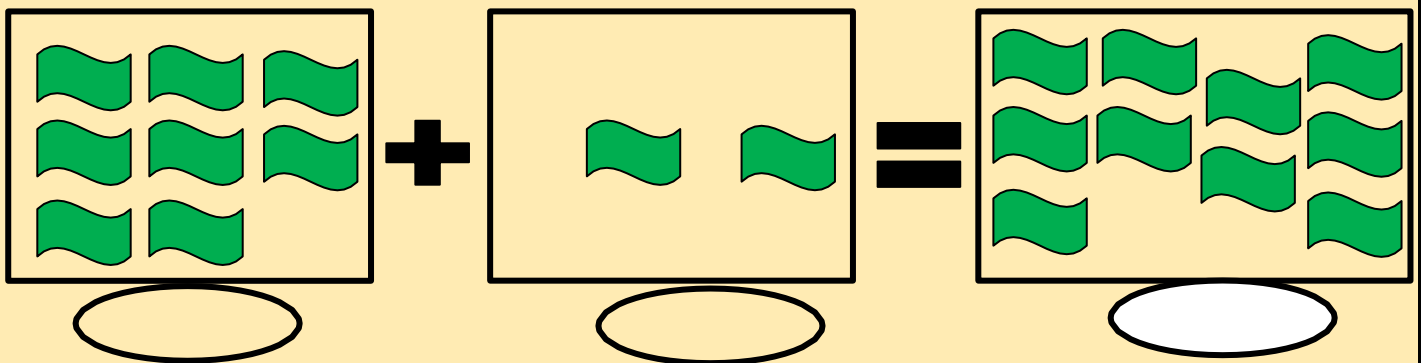
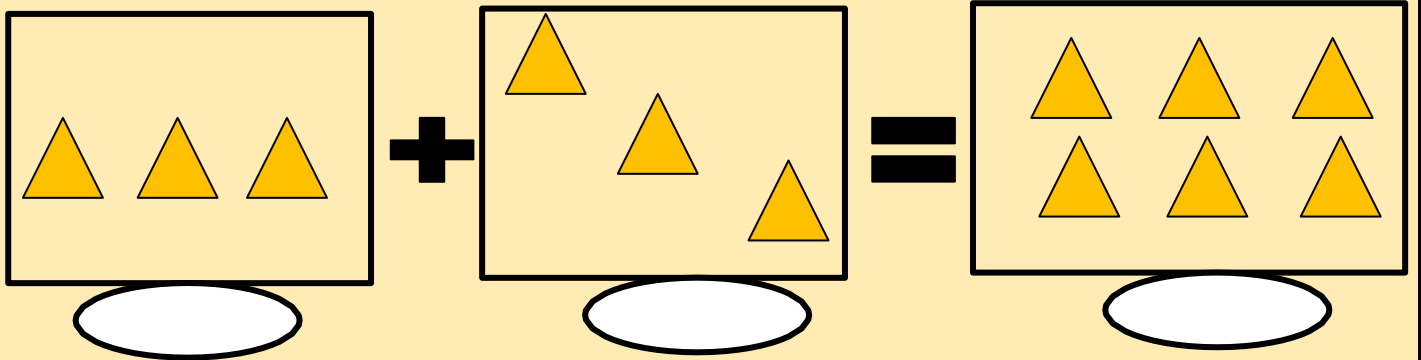
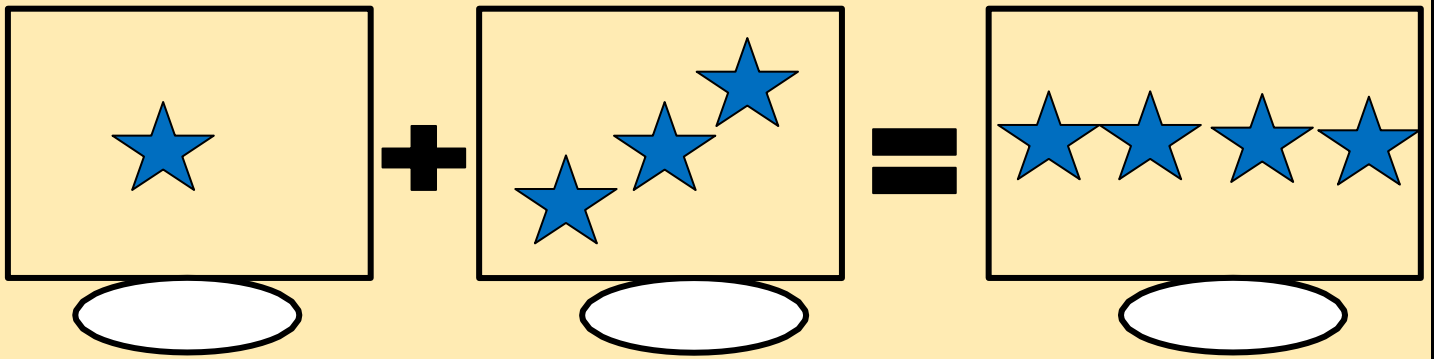
$2 \times 10 =$

Count by 2's:-



32 34

Write and Add:-








SUBJECT-MATHS
WORKSHEET NO.-3











Days of the week

Complete days name:-



Put the sign $<$, $>$, $=$ to show which turtle has the largest number:-



SUBJECT-MATHS WORKSHEET NO.4

Write Reverse Counting:-

50



45



41


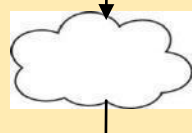
40



37



33



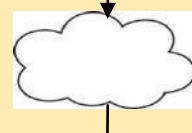
30



28




24



21

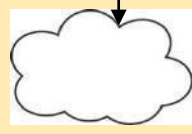
20



17



15



12



10







6



2



Count and write the drops:-



ADDITION

$5 + 2 = \bigcirc$

$5 + 5 = \bigcirc$

$3 + 4 = \bigcirc$

$4 + 1 = \bigcirc$

$6 + 2 = \bigcirc$

$7 + 2 = \bigcirc$

$1 + 5 = \bigcirc$

$4 + 4 = \bigcirc$

$2 + 4 = \bigcirc$

$7 + 2 = \bigcirc$

$8 + 1 = \bigcirc$








$5 + 3 = \bigcirc$

$9 + 0 = \bigcirc$

$1 + 6 = \bigcirc$

SUBTRACTION

Count the circles. Write the total. Then, cross out circles according to the equation, and write the difference.

 $5 - 3 = \underline{2}$	Total: <u>5</u>
 $7 - 6 = \underline{\quad}$	Total: <u> </u>
 $4 - 2 = \underline{\quad}$	Total: <u> </u>
 $6 - 1 = \underline{\quad}$	Total: <u> </u>
 $9 - 5 = \underline{\quad}$	Total: <u> </u>
 $3 - 1 = \underline{\quad}$	Total: <u> </u>
 $8 - 5 = \underline{\quad}$	Total: <u> </u>

LEARN AND WRITE TABLES OF 2 TO 5

ART AND CRAFT


ART BOOK -Complete your art book till page number 13.

CRAFT- MAKE A PEN HOLDER WITH THE HELP OF WASTE MATERIAL AS SHOWN IN THE GIVEN PICTURE.



Hindi Home work WORKSHEET :- 1

प्र.:-सब्जियों और फलों के नाम छाँटकर लिखो :-





Hindi Home work WORKSHEET :- 2

चित्र देखकर सही शब्द पर गोला लगाओ :-

- 1)  अदरक थरमस शरबत
- 2)  कटहल शलगम बचपन
- 3)  उपवन तरकश बरतन

चित्र देखकर वाक्य पूरा करो :-

- 1)  यश _____ चख ।
- 2)  कमल _____ रख ।
- 3)  नमन _____ पहन ।

निम्न शब्द पहली में से चित्र देखकर चार अक्षर के शब्द छाँटकर लिखो :-



ख	क	म	ग	ल	व	श
ट	श	ष	य	र	क	ल
म	थ	य	म	स	न	ग
ल	ष	उ	प	व	न	म
म	म	र	क	ख	ल	ब
न	ख	ग	ठ	म	क	व
ल	ग	ट	न	र	श	र
व	ल	ड	प	ब	म	क
क	स	थ	र	म	स	न



Hindi Home work
WORKSHEET :- 3

जोड़कर लिखो और रंग भरो:-



शब्द पूरे करो और रंग भरो:-



Hindi Home work WORKSHEET :- 4

आओ कुछ करे:-

धागे के सहारे बच्चों की पंतगो को पहचानो और उनमें उनकी कमीज का रंग भरो:-








Hindi Home work
WORKSHEET :- 5






सुलेख

दो ,तीन और चार अक्षर वाले पाँच-पाँच शब्द लिखो :-





दो



तीन



चार



Hindi Home work
WORKSHEET :- 6


अपनी प्रिय सब्जी का चित्र बनाकर उस पर तीन लाइनें लिखो :-

1)

2)

3)

इन स्वर और व्यंजन से शुरू होने वाले शब्द लिखो :-



WORKSHEET - 7

सही शब्द चुनिए :

कि ली दी ती डि मि रि वि टी



चि या



तित



बा श



धर



सान



न



ठाई



सी



मान

WORKSHEET - 8

उ(ू) की मात्रा वाले शब्द - चित्र देख कर लिखें



Blank handwriting practice lines consisting of a top red line, a middle blue line, and a bottom red line.



Blank handwriting practice lines consisting of a top red line, a middle blue line, and a bottom red line.



Blank handwriting practice lines consisting of a top red line, a middle blue line, and a bottom red line.



Blank handwriting practice lines consisting of a top red line, a middle blue line, and a bottom red line.



Blank handwriting practice lines consisting of a top red line, a middle blue line, and a bottom red line.



Blank handwriting practice lines consisting of a top red line, a middle blue line, and a bottom red line.



Blank handwriting practice lines consisting of a top red line, a middle blue line, and a bottom red line.



Blank handwriting practice lines consisting of a top red line, a middle blue line, and a bottom red line.





Blank handwriting practice lines consisting of a top red line, a middle blue line, and a bottom red line.

WORKSHEET - 9

1. चित्रों को देखकर वन्य प्राणियों के नाम लिखो।

(भालू, शेर, बंदर, गैंडा, लोमड़ी, हिरन, बाघ, हाथी)
जेबरा




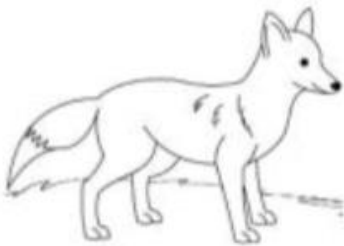
















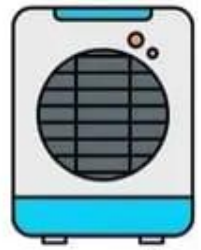


WORKSHEET - 10

चित्रों को देखे और ऊ की मात्रा से बने शब्द लिखे।



कूद



Read the sentences every day.



- 1. What is your name?**
My name is
- 2. What is the name of your school?**
The name of my school is Rahul Model Public School.
- 3. Where is your school?**
My school is in
- 4. In which class do you study?**
I study in
- 5. What is the name of your Principal?**
The name of my Principal is
- 6. What is the name of your Vice Principal?**
The name of my Vice Principal is
- 7. What is the name of your Class Teacher?**
The name of my Class Teacher is
- 8. How do you come to school?**
I come to school by
- 9. What time do you reach school?**
I reach school at
- 10. What time is your assembly?**
Our assembly is at
- 11. Do you come to school daily?**
Yes, I come to school daily.
- 12. What is the name of your country?**
The name of my country is India.
- 13. What is the name of your state?**
The name of my state is
- 14. What is the name of your village/town?**
The name of my village/town is
- 15. Where do you live?**
I live in
- 16. How many members are there in your family?**
There are members in my family.
- 17. What is your father's name?**
My father's name is





English Practice

17

What is your mother's name?

My mother's name is

18

What does your father do?

My father works in

19

Whom do you call your uncles?

My father's brothers and my mother's brothers are my uncles.

20

Whom do you call your aunts?

My father's sisters and my mother's sisters are my uncles.

21

Who are your cousins?

My uncle's daughter and son are my cousins.

22

Do you know to draw picture?

Yes, I know to draw.

23

Do you write neatly?

Yes, I write neatly.

24

Have you brought pencil and book?

Yes, I have brought.

25

Do you comb your hair?

Yes, I comb my hair.





Daily Use English Sentences



1. May I come in? / May I sharpen my pencil?
2. May I go out please?
3. Can you explain it again?
4. Is this right?
5. Can we pack our things now?
6. I am sorry. I did not hear.
7. Come with me.
8. Follow me.
9. What do you want?
10. What are you doing?
11. Isn't it?
12. I am at home.
13. How should I pronounce?
14. I don't understand.
15. What do we have for first period?
16. What time do we have lunch?
17. Is this enough?
19. I am feeling cold.
19. Why do you lie?
20. Let's go.
21. Is it possible?
22. Is it raining now?
23. Tuck your shirt in.
24. Can you share with me?
25. Do we have to complete this today?



Keep Learning!





THANK YOU

ENJOY YOUR

HOLIDAY