

# RAHUL MODEL PUBLIC SCHOOL

# HOLIDAY HOMEWORK

CLASS PP

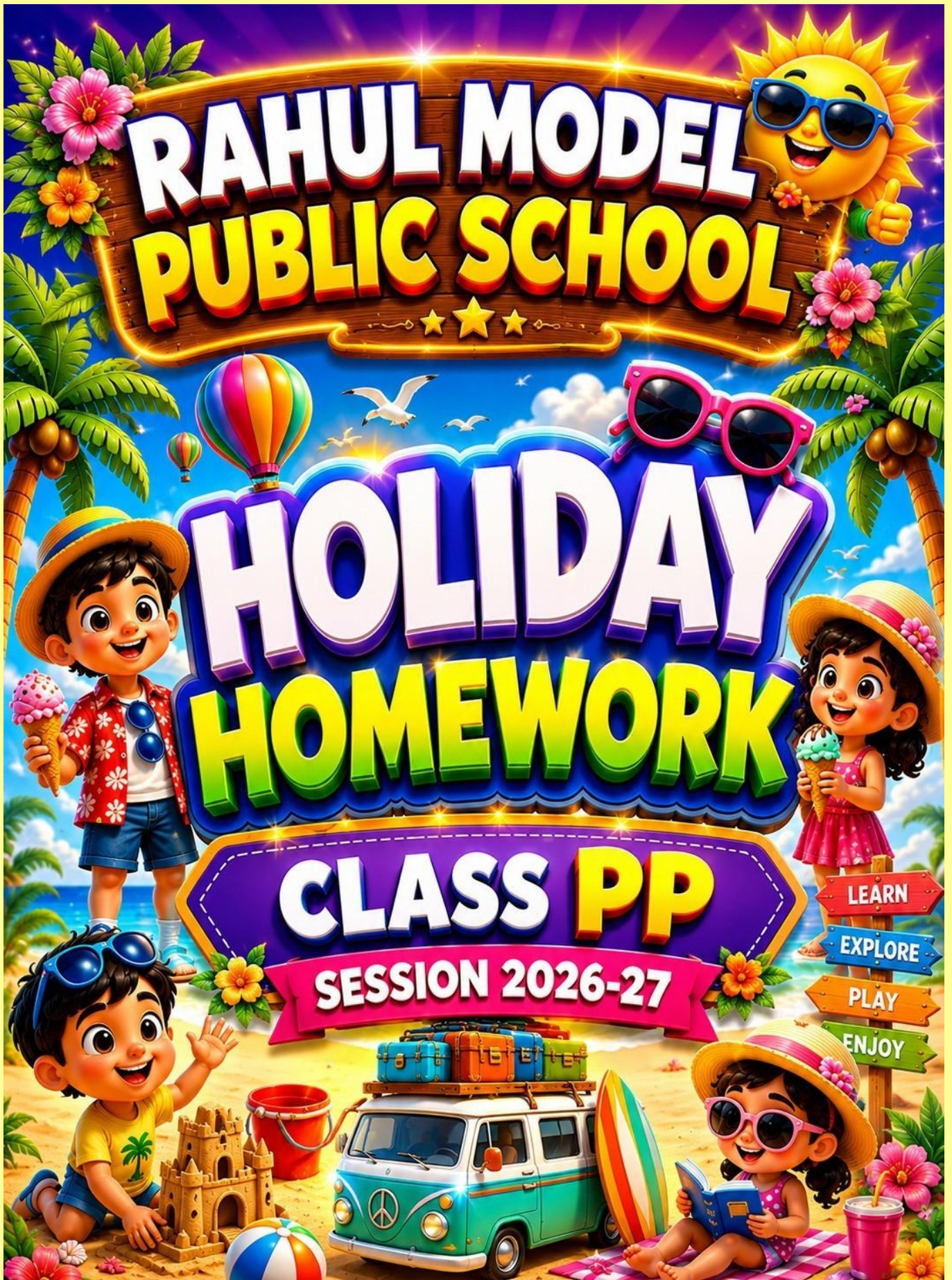
SESSION 2026-27

LEARN

EXPLORE

PLAY

ENJOY





# Summer Break

## General Instructions



Enjoy and Relax, but also learn something new!



Read Books Every Day.



Help Your Parents in Household Chores.



Play Outdoors & Stay Active.




Stay Safe and Eat Healthy Food.



Be Creative and Have Fun!

Make the Most of Your Summer Holidays!



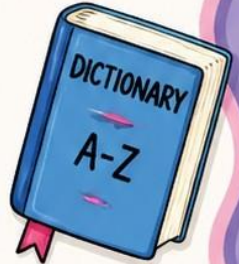
Words have power!

# ENGLISH

READ • LEARN • GROW



Name : .....



Class : .....

Section : .....

Hello!

Roll No. : .....

Subject Teacher : .....



School : .....



The best way to predict your future is to create it.



## Worksheet

1-Write the letters A to Z small and capital.

2-Write the **before letters** of given letters.

\_\_\_ L

\_\_\_ U

\_\_\_ T

\_\_\_ N

\_\_\_ R

\_\_\_ V

\_\_\_ P

\_\_\_ S

\_\_\_ J

\_\_\_ C

\_\_\_ X

\_\_\_ Z



3-Write the **after letters** of given letters:-



N →



G →



S →

A →

K →

B →

H →

R →



V →



T →



F →



C →



L →

D →

Y →

W →



4. Colour the picture using the colour key .



Color Key

- a red
- e blue
- i green
- o brown
- u orange

Fill in the missing uppercase and lowercase letters  
in the correct order.

Aa

Cc

Dd

Ff

Hh

Ii

Ll

Mm

Oo

Qq

Ss

Uu

Vv

Yy



6- Circle the vowel from the given picture -



7- Find the correct pair and circle it:-

Aa, Lm, Hh, Mo, Dd, Pp, Ei, Gz, Bb

Ty, Rr, Qq, Jj, Vl, Ss, Zz, Fc, Ww, Nn

8- Circle the words that start with vowel:-

hat, owl, kite, umbrella,

ant, bat, apple, nest

Find and write the words.

o	d	v	a	c	s
g	f	a	s	a	d
f	a	n	q	t	t
a	b	a	g	y	n
g	w	n	m	a	p

sad  
van  
map  
bag  
fan  
cat



--	--	--



--	--	--



--	--	--



--	--	--



--	--	--



--	--	--

**Colour the vowel 'a' sound and find out what animal it is.**



**Make a colourful vowel flower vase model (a,e,i,o,u).**

**Make a sight word tree model.**

**Vowel Flower Vase Ideas:**

- Use a paper cup or recycled bottle as a vase.
- Make 5 flowers with petals.
- Write a vowel on each flower (a, e, i, o, u).
- Decorate the vase and flowers with colours, glitter, or stickers.




**Sight Word Tree Ideas:**

- Use chart paper to make a tree.
- Cut green leaves and write sight words on them.
- Stick the leaves on the tree.
- Decorate with flowers, birds or sun.

**★ Some Sight Words:**

I	am	a
is	it	in
you	me	we
he	she	see
go	to	the



1  
2  
3



4  
5

# MATHS

LEARN • PRACTICE • SUCCEED



Name : \_\_\_\_\_


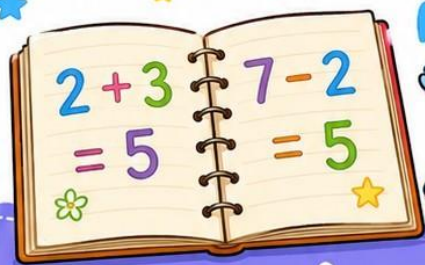
Class : \_\_\_\_\_

Section : \_\_\_\_\_

Roll No. : \_\_\_\_\_

Subject Teacher : \_\_\_\_\_

School : \_\_\_\_\_




Fill the missing number & colour it.

1		3		5			8
9		11		13			16
17		19		21			24
25		27		29			32
33		35		37			40
41		43		45			48
				49			
				50			

# Activity Time

Join the dots and colour:-





# COUNT AND WRITE



Count the objects and write the correct number in the box.

Count the apples and write the number in the box.

Count the beach balls and write the number in the box.

Count the stars and write the number in the box.

Count the pencils and write the number in the box.

Count the flowers and write the number in the box.

Count the leaves and write the number in the box.

Count the butterflies and write the number in the box.

Count the strawberries and write the number in the box.

Count the cars and write the number in the box.

Count the balloons and write the number in the box.

Count the grapes and write the number in the box.

Count the hearts and write the number in the box.

Count the flags and write the number in the box.

Count the ice cream cones and write the number in the box.

Count the buttons and write the number in the box.

Count the ducks and write the number in the box.

Count the crayons and write the number in the box.

Count the fish and write the number in the box.

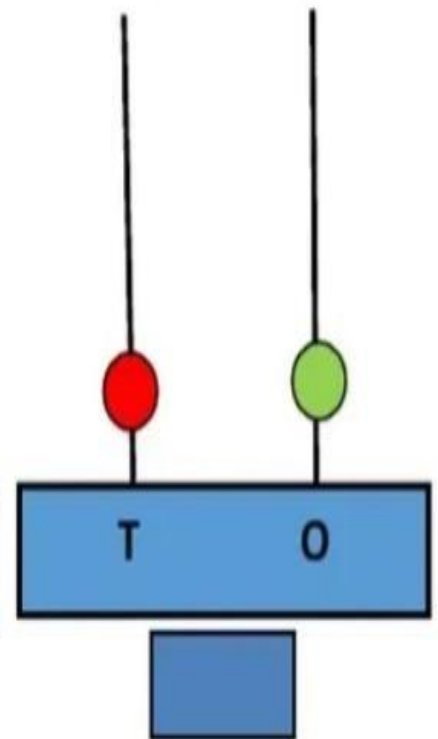
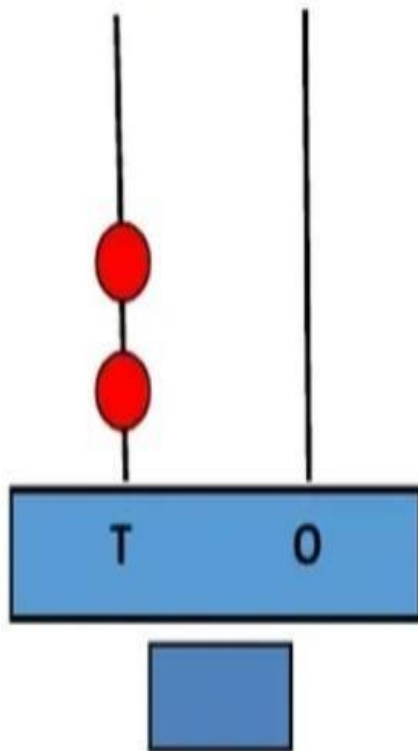
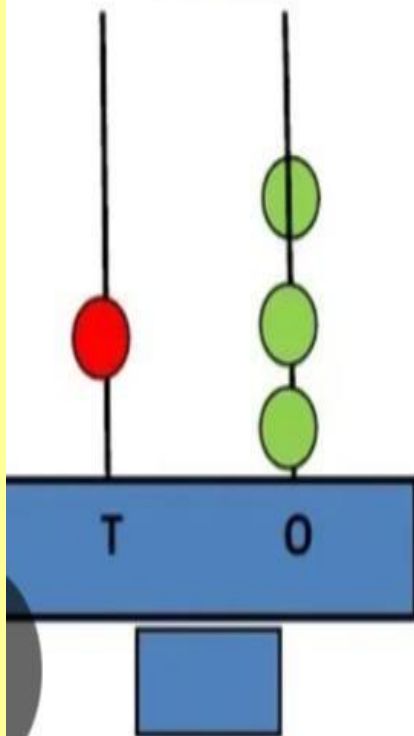
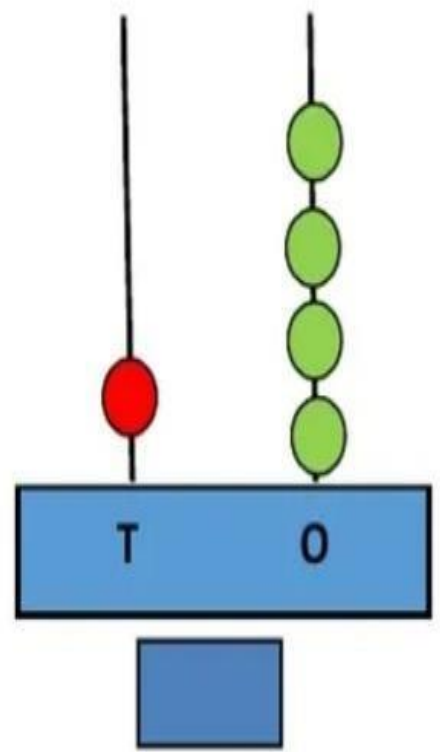
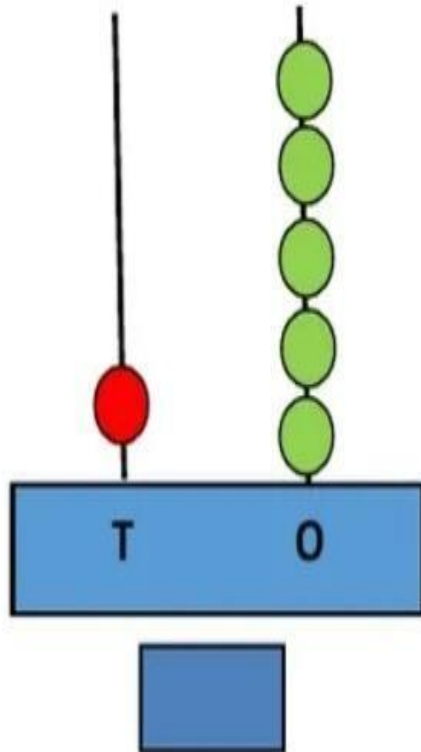
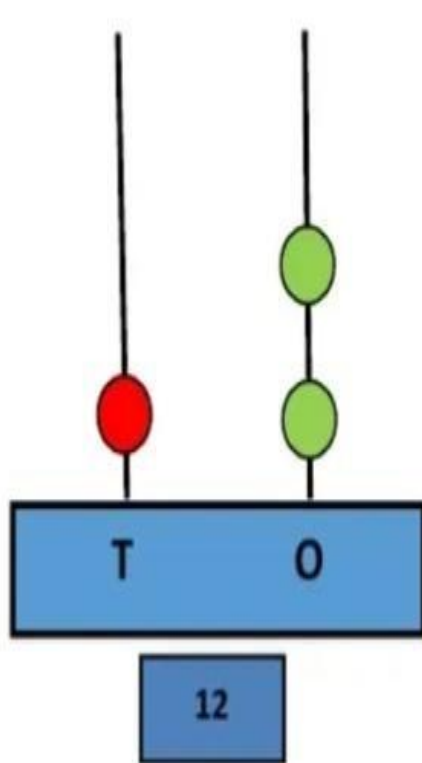
Count the ladybugs and write the number in the box.

Count the flowers and write the number in the box.

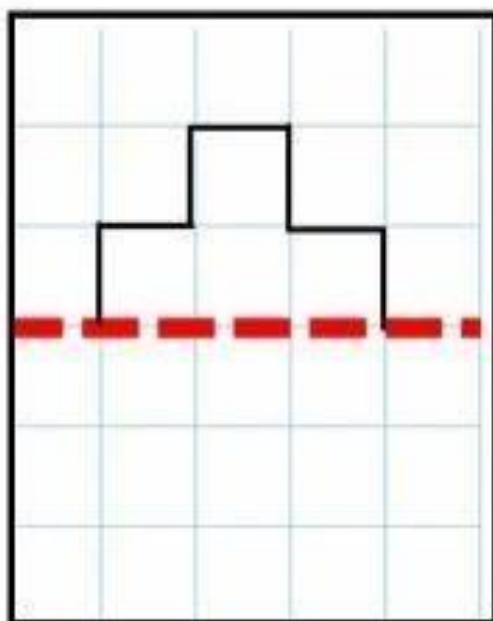
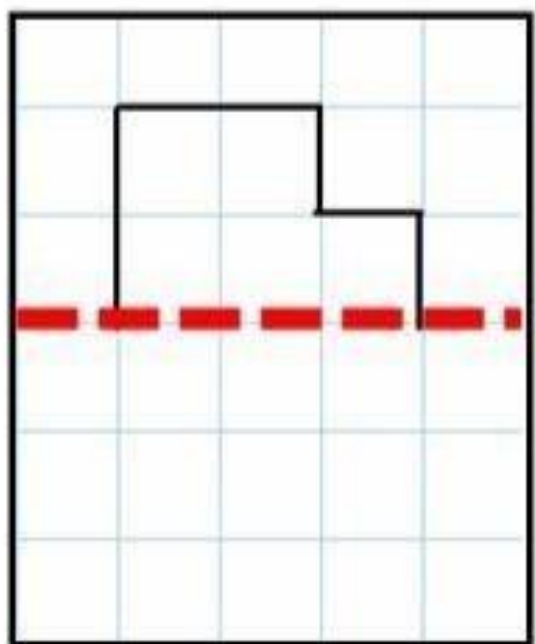
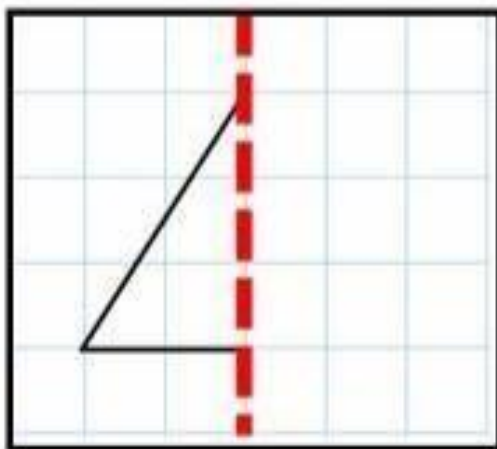
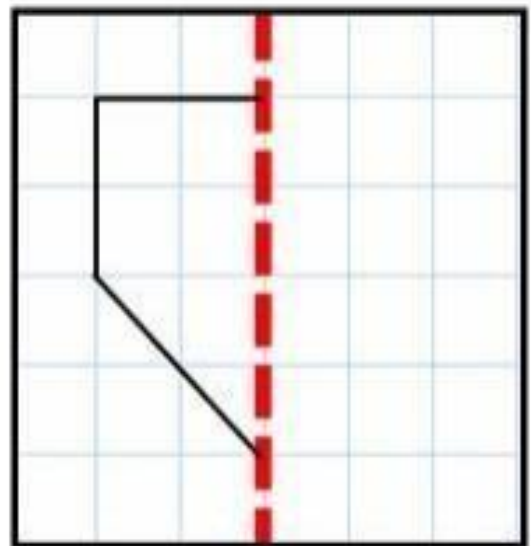
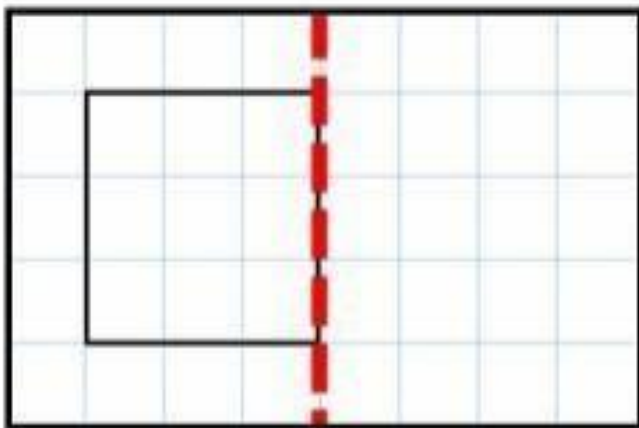


Q1. Read the number shown on each abacus and fill in the boxes.

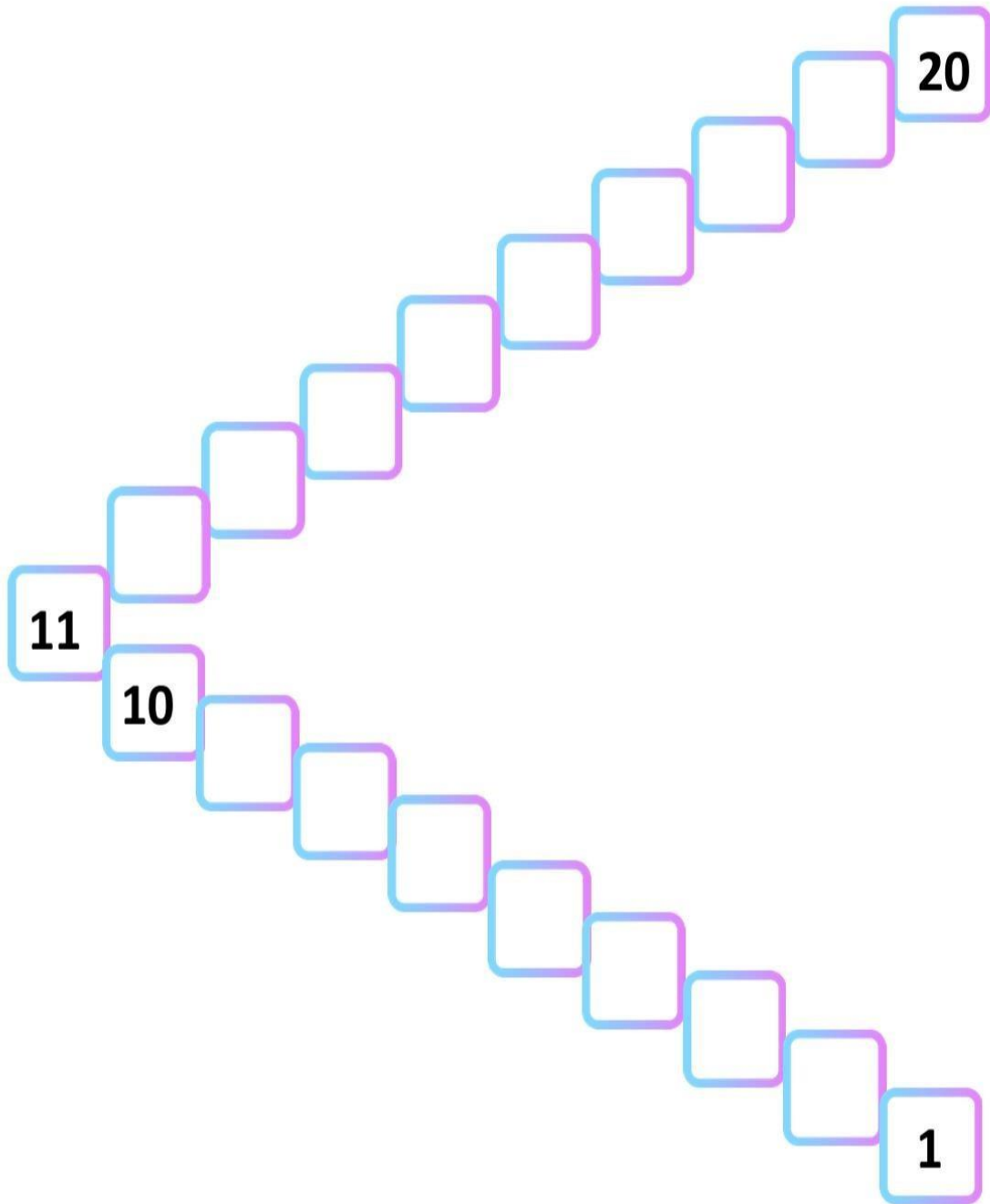
*(One has been done for you.)*



Complete these shapes, would the whole shape look like?





Backward counting from 20 to 1.



What comes between



# Copy the mirror design





# हिंदी



क

नाम : \_\_\_\_\_

कक्षा : \_\_\_\_\_

रोल नं. : \_\_\_\_\_

विद्यालय : \_\_\_\_\_

म





## 1- अ से अः तक स्वर लिखें।



अ



अनार

आ



आम

इ



इमली

ई



ईख

उ



उल्लू

ऊ



ऊन

ऋ



ऋषि

ए



एड़ी

ऐ



ऐनक

ओ



ओखली

औ



और

अं



अंगूर

अः



अः नमः



## 2- क से ज्ञ तक व्यंजन लिखें।



क



कबूतर

ख



खरगोश

ग



गमला

घ



घर

ङ



च



चम्मच

छ



छतरी

ज



जग

झ



झंडा

ञ



ज्ञानी

ट



टमाटर

ठ



ढेला

ड



डमरू

ढ



दक्कन

ण



माला

त



तरबूज

थ



थाली

द



दवात

ध



धनुष

न



नल

प



पतंग

फ



फल

ब



बतख

भ



भालू

म



मछली

य



यज्ञ

र



रस्सी

ल



कमल

व



वचन

श



शंख

ष



षट्कोण

स



सूरज

ह



हिरण

क्ष



क्षत्रिय

त्र




त्रिशूल

ज्ञ



ज्ञानी

दो अक्षर के शब्दों पढ़ें और लिखें।



बच्चो, इन शब्दों का पहला अक्षर कहीं खो गया है। आओ, गुब्बारों में से अक्षर चुनकर इन शब्दों को पूरा करें।



— च क न  
ज  
ग  
र



— र ग द  
र  
त  
न



— ट ह ल  
स  
र  
त



— र व ल  
ल  
ट  
न



— र ब त  
ल  
ग  
म



# वर्ग-पहेली



घ

र



र



फ

श

त



ल



त

अ

ग



ह





## अक्षर जोड़कर शब्द बनाओ



दिए गए दो अक्षरों को जोड़कर नया शब्द बनाओ और लिखो।

- 1 घ + र = घर
- 2 ब + स =
- 3 प + र =
- 4 फ + ल =
- 5 ह + ल =
- 6 च + ल =
- 7 न + ल =
- 8 ज + ल =
- 9 द + स =
- 10 ध + न =
- प + द =

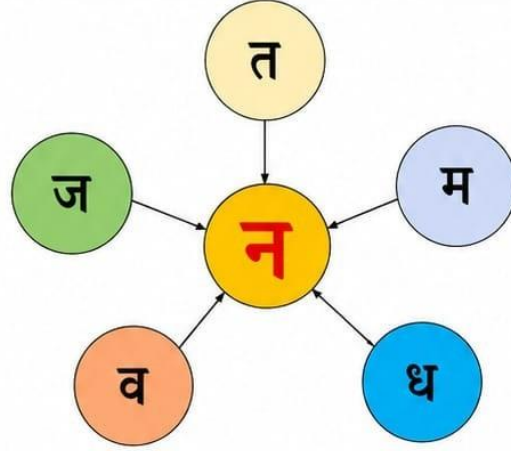




# हिंदी कार्यपत्रक



6- दिए गए वर्णों में 'न' जोड़कर शब्द बनाइए:-



1. तन

2.

3.

4.

5.

7- व्यंजनों का एक आकर्षक मॉडल/चार्ट बनाइए।

सुझाव:-

फूल, पेड़, पहिया,  
मछली, तितली,  
सूरज आदि पर  
व्यंजन लिखें।



8- स्वरों का एक सुंदर और रंगीन मॉडल बनाइए।

सुझाव:-

स्वरों के साथ 2-2  
चित्र चिपकाइए  
या बनाइए।

अ



अनार



अमरुद

आ



आम



आलू

इ



इमली



इकदा

ई



ईख



ईदली

उ



उल्लु



उड़नखटोला

ऊ



ऊन



ऊंट


ऋ



ऋषि



ऋतु



# EVIS

## Environmental Studies

Name : \_\_\_\_\_

Class : \_\_\_\_\_

Section : \_\_\_\_\_

Roll No. : \_\_\_\_\_

Subject Teacher : \_\_\_\_\_

School : \_\_\_\_\_



Our Earth



My Family



My Home



My School



Plants



Animals



Our Body



Food



Clothes



Transport

Let's learn, explore and make our world better!

# Myself!

My name is \_\_\_\_\_.

I am a



I am \_\_\_\_ years old.


( Color the number of candles)



My birthday is on

\_\_\_\_\_.

My favourite color is  
(color the circle)



Draw a line from picture on left to the matching picture on right .





# FATHER'S DAY

## CARD MAKING IDEAS



Make a special card for your **SUPER DAD!**

### 1 TIE CARD



Make a shirt and tie with coloured paper.

### 2 TROPHY CARD



Make a trophy and write a sweet message.

### 3 HANDPRINT CARD



Use your handprint and make it creative.

### 4 SUPER DAD CARD



Make a superhero badge and cape.

### 5 HEART CARD



Decorate with hearts and write a loving message.

### 6 TOOLBOX CARD



Make a toolbox and write a thank you note.

**TIPS:** ★ Use bright colours.

★ Add stickers, glitter or drawings.

★ Write from your heart!



A handmade card makes your **DAD** feel the most special!



# 5 Sense Organs

Complete the puzzle board

The crossword puzzle board is a grid of brown-outlined squares. The letters are placed as follows:

- Row 1: Column 2 has 's', Column 4 has 'n'.
- Row 2: Column 2 has 'i', Column 4 has 's'.
- Row 3: Column 1 has 't', Column 2 has 'n', Column 3 has 'u'.
- Row 4: Column 4 has 'y'.
- Row 5: Column 4 has 'e', Column 5 has 'r'.

Illustrations of sense organs are placed around the grid:

- A hand is to the left of the first vertical word.
- A nose is to the right of the first vertical word.
- A tongue is to the right of the second vertical word.
- Two ears are to the right of the third horizontal word.
- Two eyes are to the left of the fourth vertical word.

# Make a beautiful Parts of a Plant Model.

## Make a colourful model/chart of Wild Animals, Pet Animals.

### HOW TO MAKE

- 1 Take a cardboard sheet for the background.
- 2 Make the plant using coloured paper/foam.
- 3 Add leaves, flower and stem. Fix them on the background.
- 4 Make the soil part and add roots using white clay or paper.
- 5 Decorate and add labels to the parts of the plant.

★ **TIP:** Use bright colours and make it neat and attractive!

ANIMALS AROUND US

WILD ANIMALS	PET ANIMALS	FARM ANIMALS
Animals that live in forests and natural habitats.	Animals that live with us at home.	Animals that live on farms and give us food and help.
<div style="display: flex; justify-content: space-around;"> </div> <p>Lion      Elephant      Tiger</p>	<div style="display: flex; justify-content: space-around;"> </div> <p>Dog      Cat      Rabbit</p>	<div style="display: flex; justify-content: space-around;"> </div> <p>Cow      Goat      Sheep</p>
<div style="display: flex; justify-content: space-around;"> </div> <p>Giraffe      Zebra      Bear</p>	<div style="display: flex; justify-content: space-around;"> </div> <p>Parrot      Hamster      Fish</p>	<div style="display: flex; justify-content: space-around;"> </div> <p>Horse      Hen      Duck</p>

## Word Search Puzzle - Sense Organs

m	e	b	w	d	y	u	a	s	k	i	n
b	v	c	k	x	w	v	s	i	n	y	t
m	w	s	m	z	n	s	e	t	a	g	o
k	e	y	e	y	p	m	a	a	g	h	n
o	x	e	m	r	i	e	r	s	k	e	g
u	n	v	v	a	g	l	s	t	d	a	u
i	f	l	b	u	t	l	i	e	v	r	e
l	z	n	r	t	r	b	g	j	t	i	d
s	j	o	c	l	o	o	h	n	o	n	s
k	e	s	k	x	s	k	t	q	u	g	b
s	f	e	w	e	v	v	j	d	c	v	l
c	x	n	t	z	g	b	r	v	h	m	t

Ear  
Nose

Hearing  
Taste

Eye

Skin

Smell

Touch

Sight

Tongue

# MY SUMMER VACATION

How was it?



I went to

\_\_\_\_\_.

For example:

- ★ The beach
- ★ Disneyland
- ★ My grandparents' house
- ★ The park



I went with

\_\_\_\_\_.

For example:

- ♥ My family
- ♥ My mother and father
- ♥ My friends

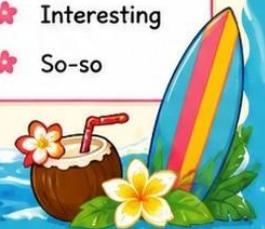


It was

\_\_\_\_\_.

For example:

- ✿ fun
- ✿ Exciting
- ✿ Hot
- ✿ Interesting
- ✿ So-so



# Read the sentences every day.



- 1. What is your name?**  
My name is .....
- 2. What is the name of your school?**  
The name of my school is Rahul Model Public School.
- 3. Where is your school?**  
My school is in .....
- 4. In which class do you study?**  
I study in .....
- 5. What is the name of your Principal?**  
The name of my Principal is .....
- 6. What is the name of your Vice Principal?**  
The name of my Vice Principal is .....
- 7. What is the name of your Class Teacher?**  
The name of my Class Teacher is .....
- 8. How do you come to school?**  
I come to school by .....
- 9. What time do you reach school?**  
I reach school at .....
- 10. What time is your assembly?**  
Our assembly is at .....
- 11. Do you come to school daily?**  
Yes, I come to school daily.
- 12. What is the name of your country?**  
The name of my country is India.
- 13. What is the name of your state?**  
The name of my state is .....
- 14. What is the name of your village/town?**  
The name of my village/town is .....
- 15. Where do you live?**  
I live in .....
- 16. How many members are there in your family?**  
There are ..... members in my family.
- 17. What is your father's name?**  
My father's name is .....





## Daily Use English Sentences

1. May I come in? / May I sharpen my pencil?
2. May I go out please?
3. Can you explain it again?
4. Is this right?
5. Can we pack our things now?
6. I am sorry. I did not hear.
7. Come with me.
8. Follow me.
9. What do you want?
10. What are you doing?
11. Isn't it?
12. I am at home.
13. How should I pronounce?
14. I don't understand.
15. What do we have for first period?
16. What time do we have lunch?
17. Is this enough?
19. I am feeling cold.
19. Why do you lie?
20. Let's go.
21. Is it possible?
22. Is it raining now?
23. Tuck your shirt in.
24. Can you share with me?
25. Do we have to complete this today?



Keep Learning! 



THANK YOU

ENJOY YOUR

HOLIDAY