



Rahul Model Public School

 **HOLIDAY HOMEWORK**

2026-27

CLASS - PS

Name _____

Moral Values for Kids



Honesty – Always tell the truth.



Kindness – Be kind and helpful to everyone.



Respect – Respect elders, teachers, and friends.



Sharing – Share your toys, food, and happiness.



Helping Others – Help people who need support.



Good Manners – Say "please", "sorry," and "thank you".



Cleanliness – Keep yourself and your surroundings clean.



Discipline – Follow rules at home and school.



Patience – Wait calmly and never rush or fight.



Gratitude – Be thankful for what you have.



*Home Assignment

Take a print out of worksheets and help to your child to complete them.



* Project Work

Prepare Ten flash cards on A4 size sheet and get them laminated according to roll no. and topics which have been mentioned below -:

Roll No-:

1 to 4 - A to Z

5 to 8 - 1 to 10 Numbers

9 to 12 - Fruits

13 to 16 - Vegetables

17 to 20 - स्वर अ से अ: तक



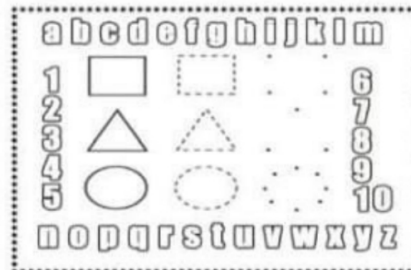
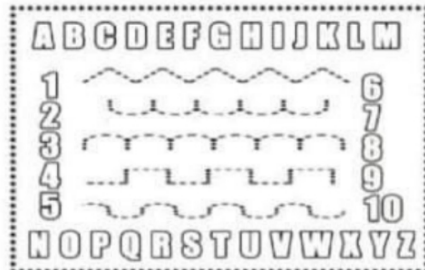
**Drawing file book - Do
Page number 3 to 20 as
HW.**



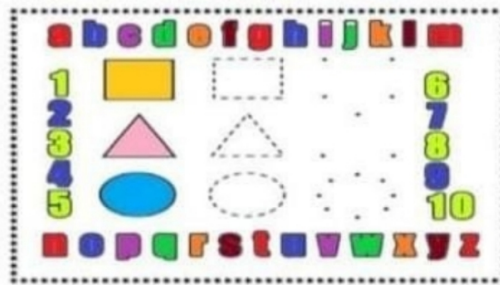
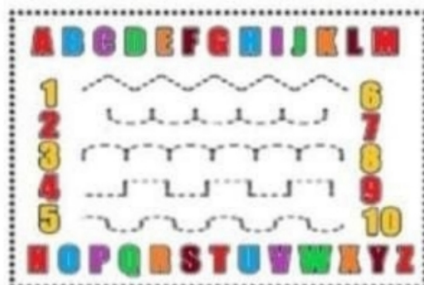
Activity 1

MY TABLE MAT

- Take an A-3 size thick sheet.
- Take A-3 size print out of both the sheets given below and paste it on either side of the thick sheet.



- Make both the sheets colourful by colouring each shape, alphabet and number as per your choice of colour.
- Put your name tag, class and section on both sides of the table mat.
- Now request your father to get this final sheet laminated.
- Your table mat is ready to bring it to school which would be used in school during lunch time.





LANGUAGE


Help your child to learn simple sentences:

1. May I use the washroom.
2. May I drink water.
3. I have finished my lunch.
4. He/she is bothering me.
5. May I fill my water bottle.
6. I have brought my notebook.





Connect the Dots



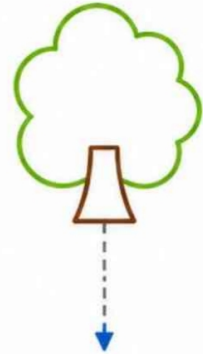
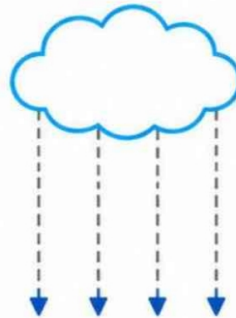
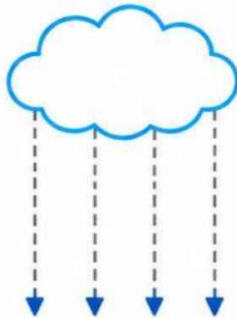
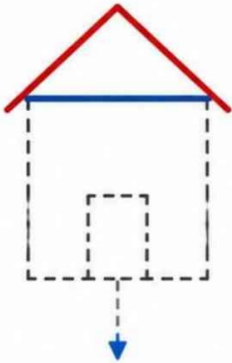
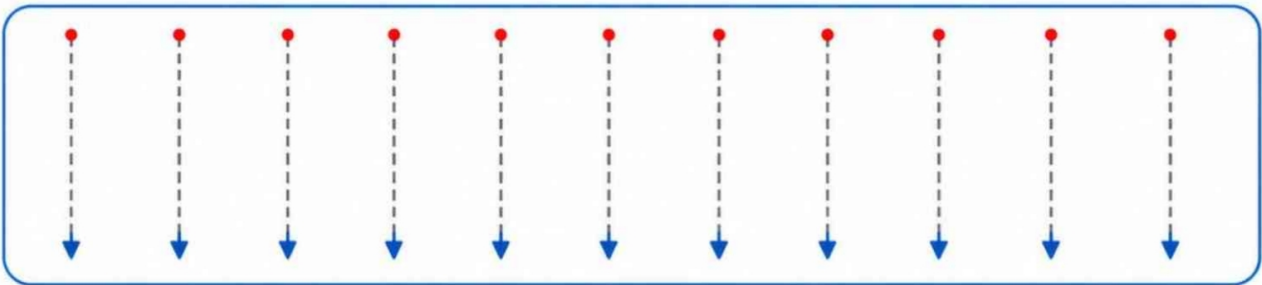


PRE WRITING STROKES



Standing line

Trace and colour.

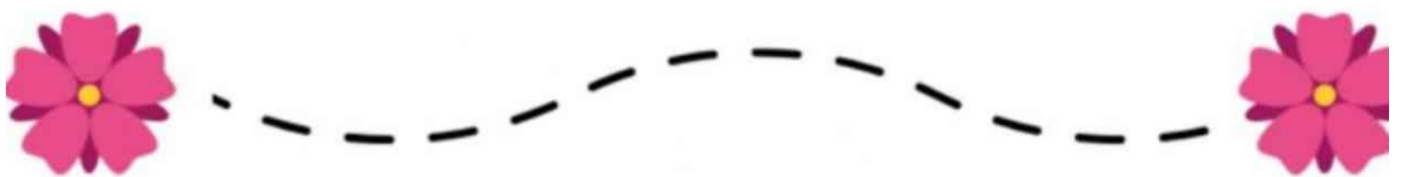
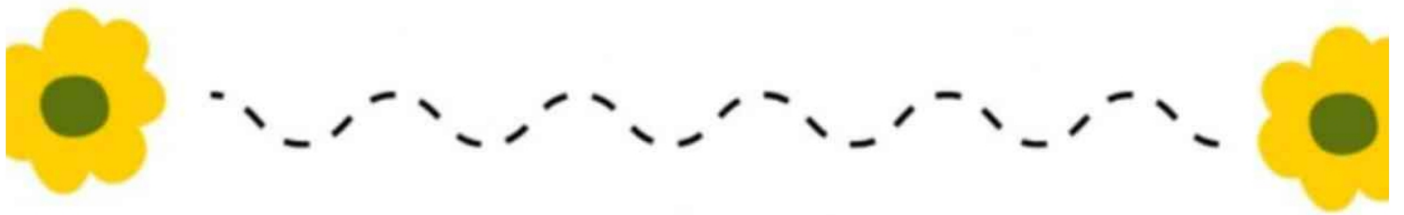
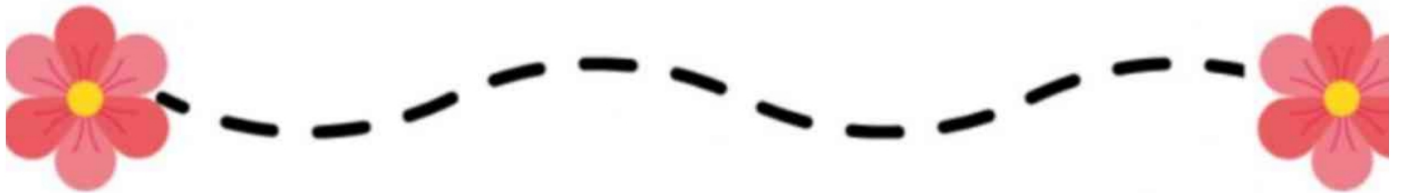
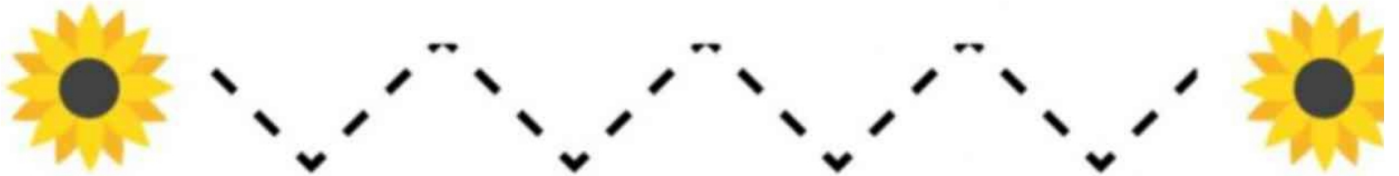




Trace Curve Lines



Trace the lines from left to right to match the same flowers.




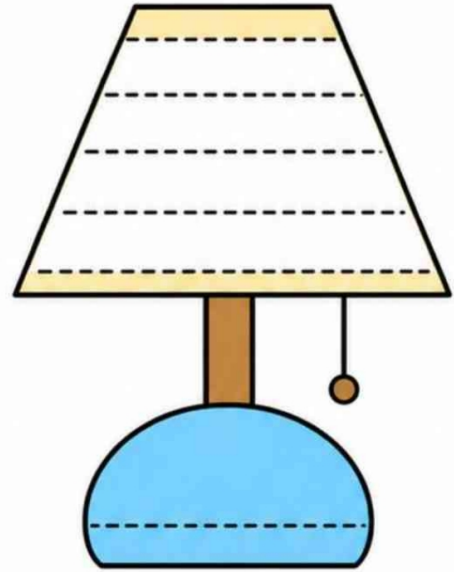
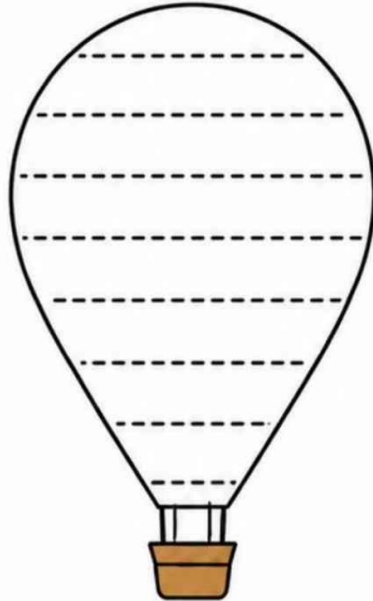
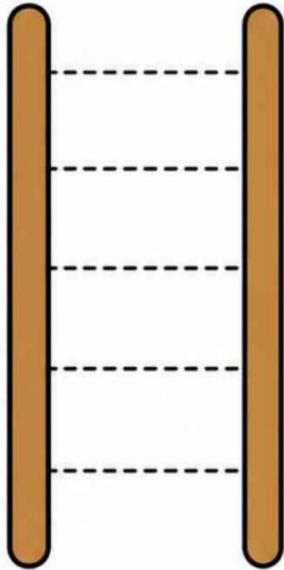





SLEEPING LINE



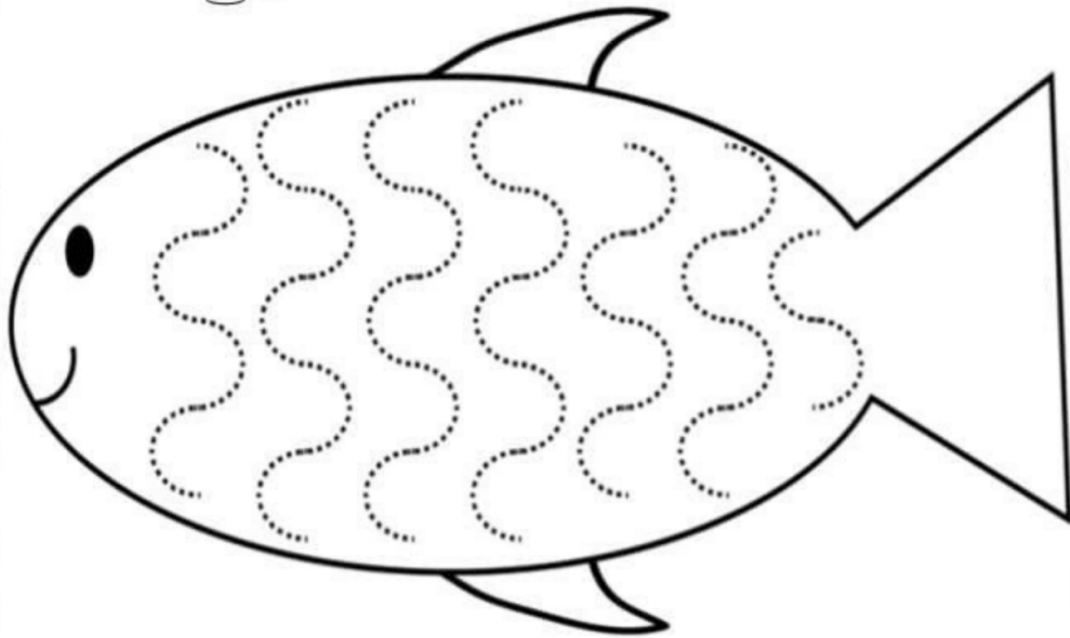
Trace the Sleeping Lines




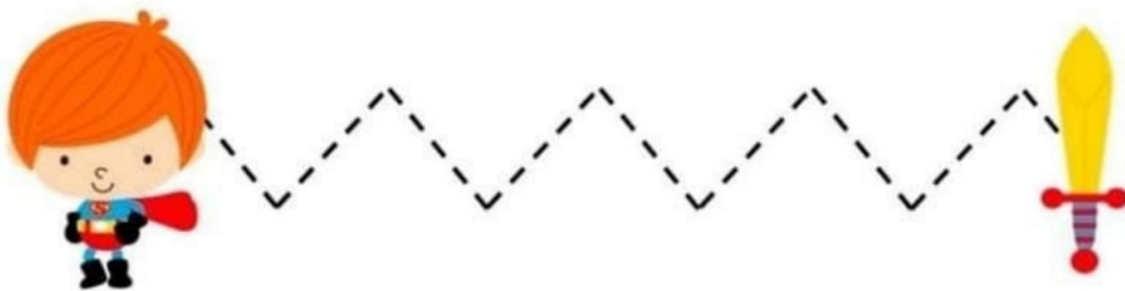
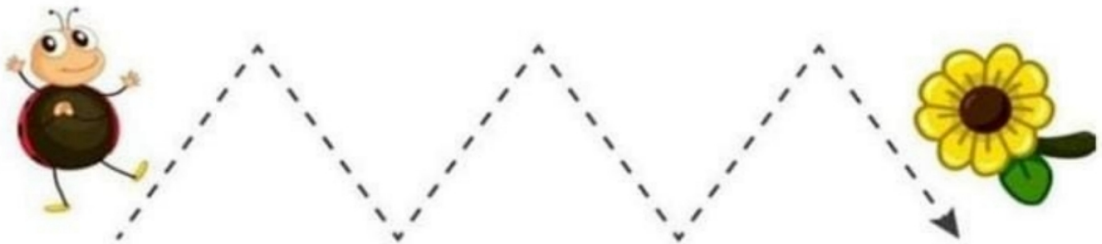


Rahul Model Public School

Join the dots and
Colour the picture

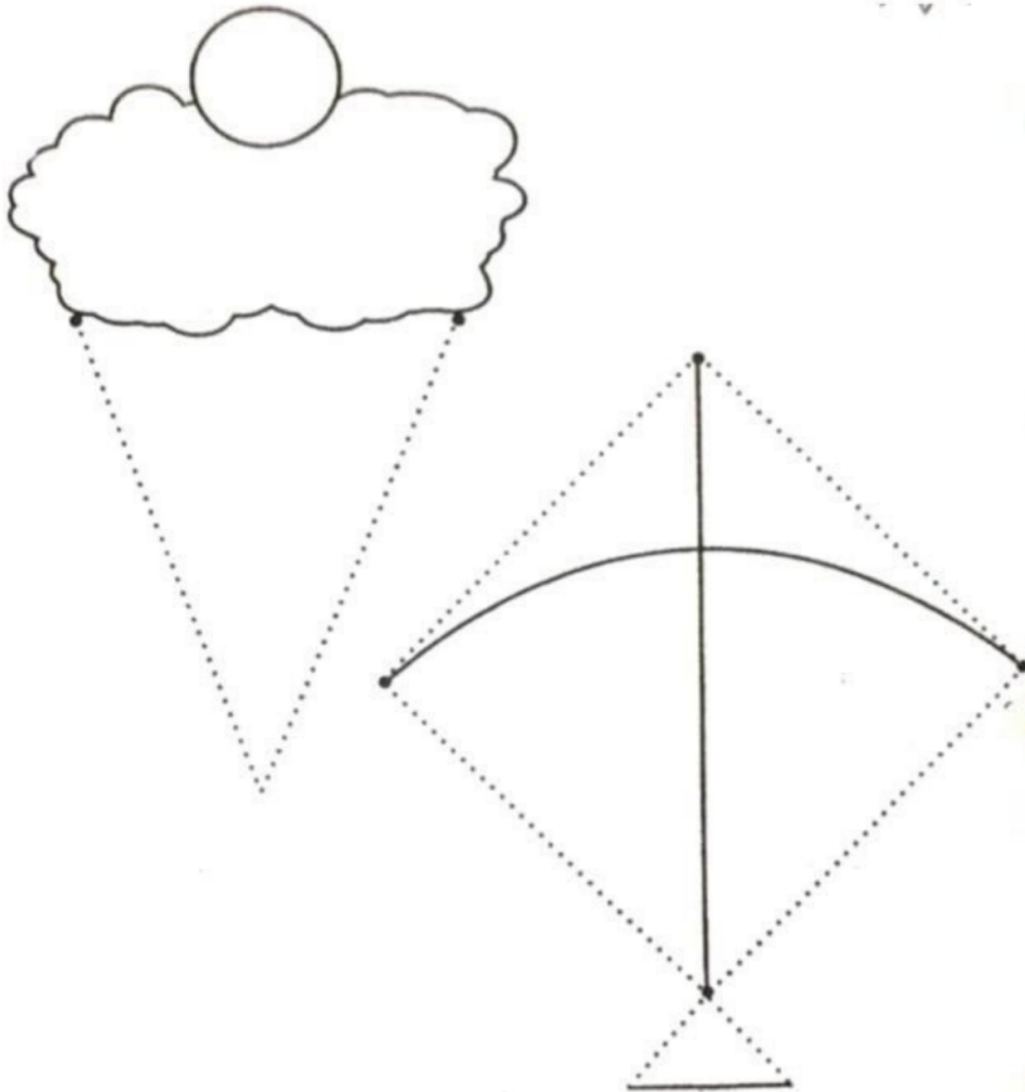


ZIGZAG LINES




Rahul Model Public School

Join the dots and colour the pictures



CURVE PATTERN

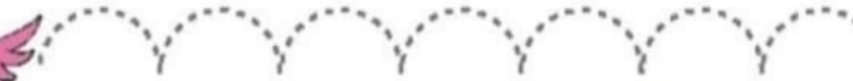
Take the bee to the beehive by tracing the pattern.



Take the butterfly to the flowers by tracing the pattern.



Take the bird to the nest by tracing the pattern.





Rahul Model Public School

EXPLORE AND LEARN


Visit the park and collect big and small leaves and paste here.

A large, empty rectangular box with a thin black border, intended for students to paste their collected leaves. The box is centered on the page below the instruction text.

Rahul Model Public School


The Wise OWL

- Colour ME...
- Paste pencil shavings & bring my feathers back.

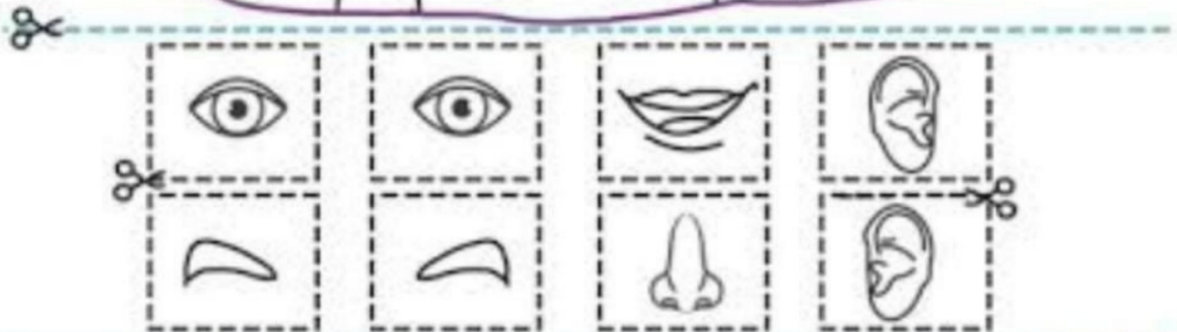





PARTS OF THE FACE



Cut and paste the parts of the face in the correct places.



BIGGEST

- Circle the biggest object in each row.



SMALLEST

- Circle the smallest object in each row .



Parts of the Body


Match with the same body part.





HAPPY FATHERS DAY

Paste the photo
of your Dad



MY DAD IS MY SUPER HERO

LUV YOU DAD





Help the mouse find the cheese. Draw a line through the maze. Follow the path through the objects that are shaped like a **circle**.


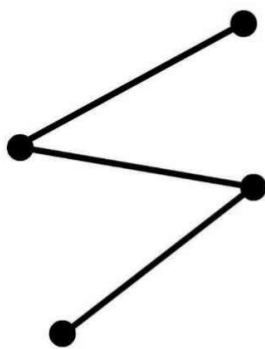

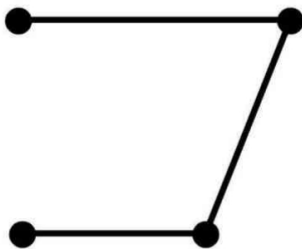

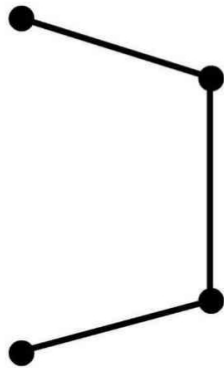

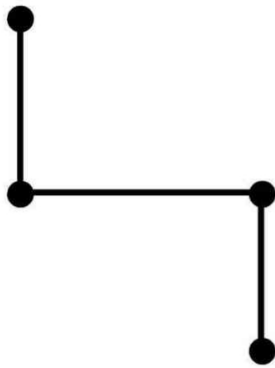




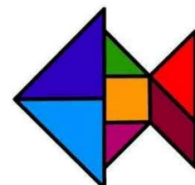

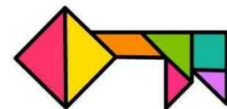
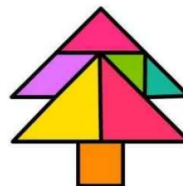


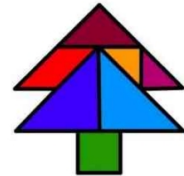
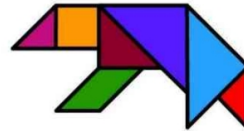
Colour the pictures :



Copy the mirror design



Match the same tangrams



Find

- Snowman

- Trees

- House

- Moon



Match the picture by its size



Connect the halves

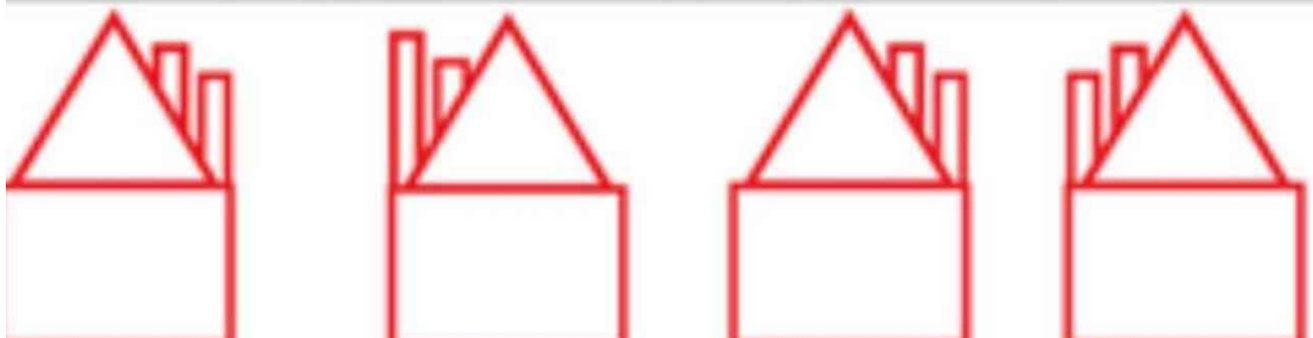


Match the same pictures

A matching exercise divided into three horizontal sections by dashed lines. Each section contains a target image at the top and four smaller images below it for selection.

- Section 1 (Books):** The target image is a blue book. The four options below are: a green book, a pink book, a blue book, and a dark blue book.
- Section 2 (Muffins):** The target image is a chocolate chip muffin. The four options below are: a chocolate chip muffin, a cupcake with white frosting and strawberries, a cupcake with white frosting and a raspberry, and a cupcake with white frosting and a lime wedge.
- Section 3 (Bags):** The target image is a black bag with white polka dots and a teal tassel. The four options below are: a black bag with white polka dots and a yellow tassel, a black bag with white polka dots and a teal tassel, a black bag with white polka dots and a red tassel, and a black bag with white polka dots and a blue tassel.


Which two images mirror each other? Circle them.



HANDWRITING PRACTICE




HANDWRITING PRACTICE



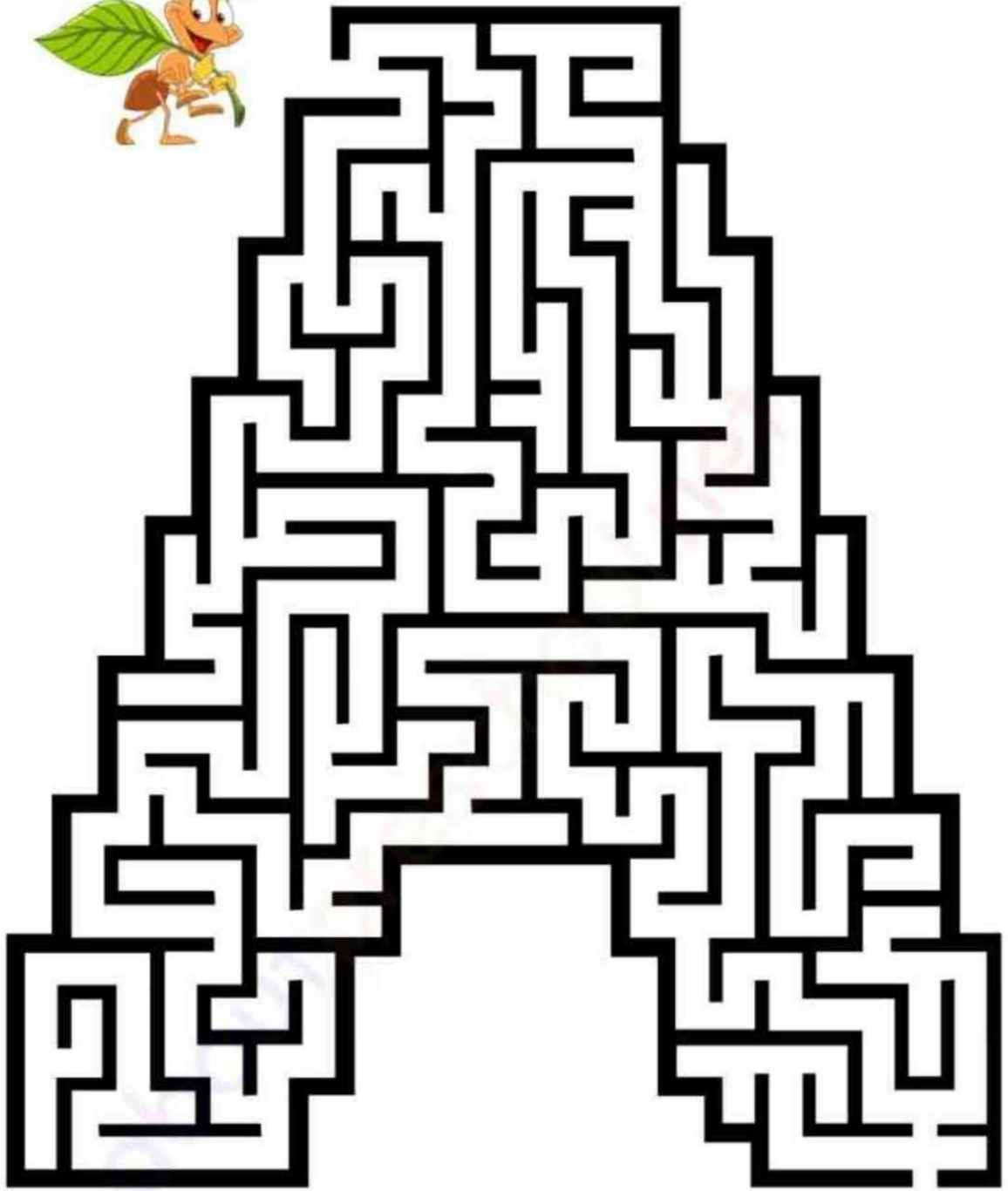
HANDWRITING PRACTICE





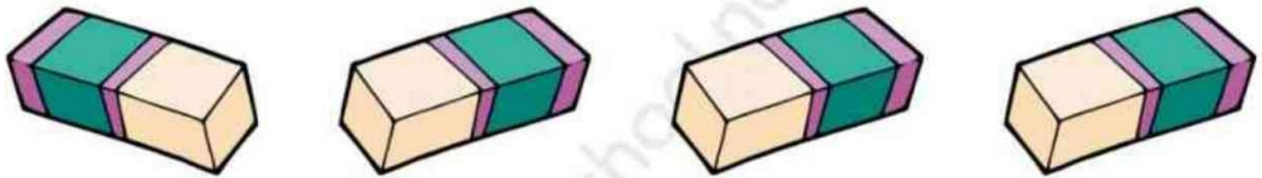
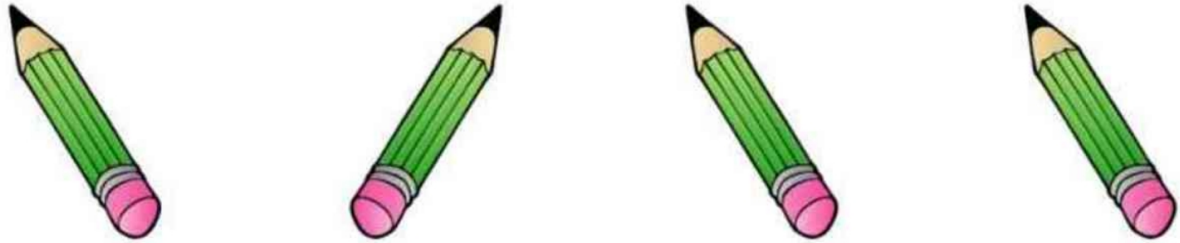
HANDWRITING PRACTICE






Help the ant go to the apple.



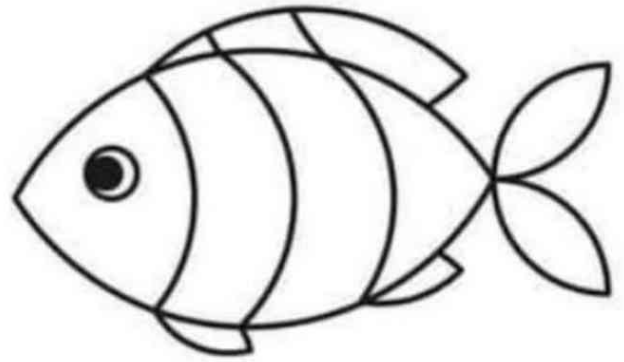
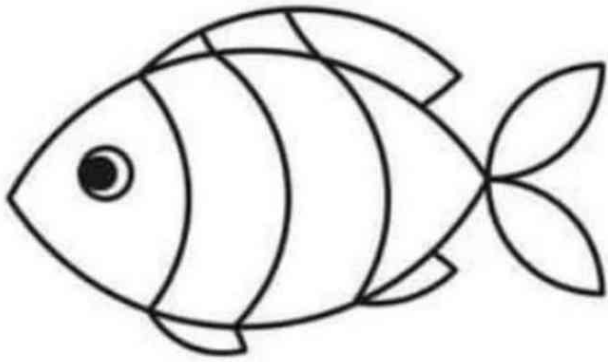
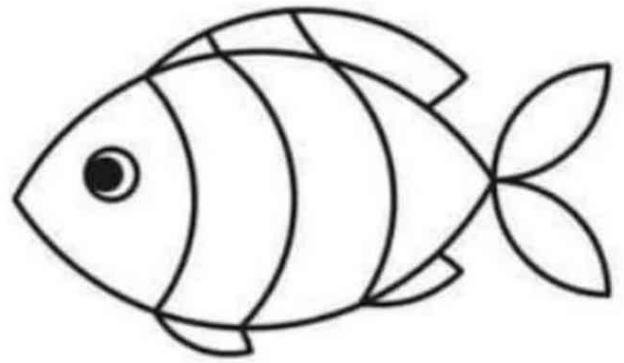
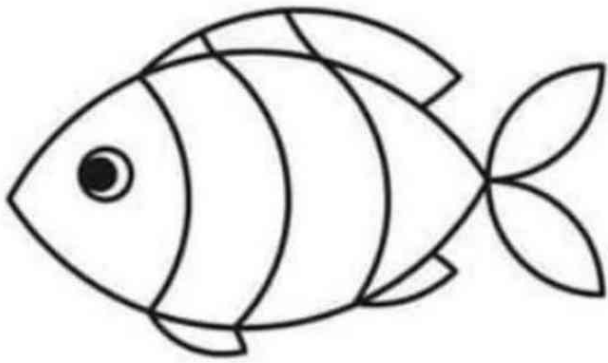
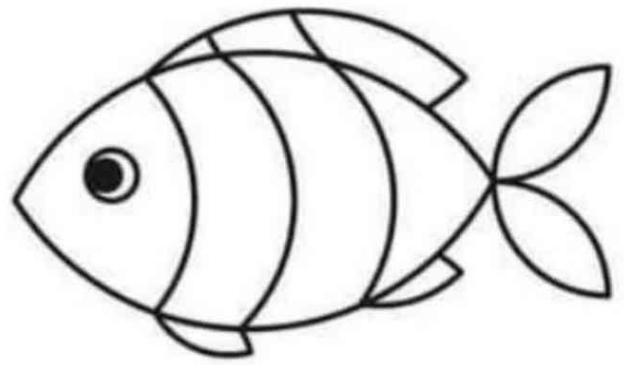

Look at the pictures in each row. cross out(X) the picture that is different.



Look at the pictures in each row. cross out(X) the picture that is different.

























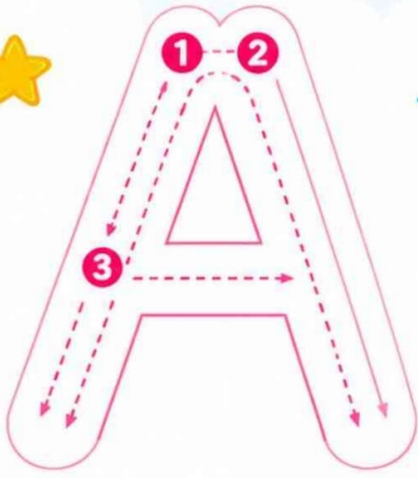


Name: _____ Date: _____

SAME AND DIFFERENT

Color the picture that is different in each row.




apple




Trace the letter Aa

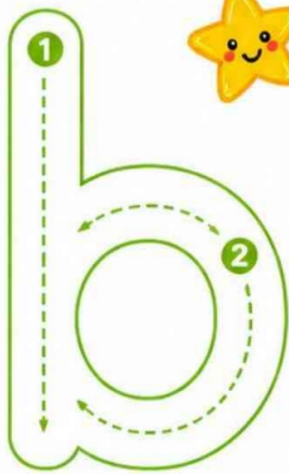


Color the letter Aa



What starts with Aa?

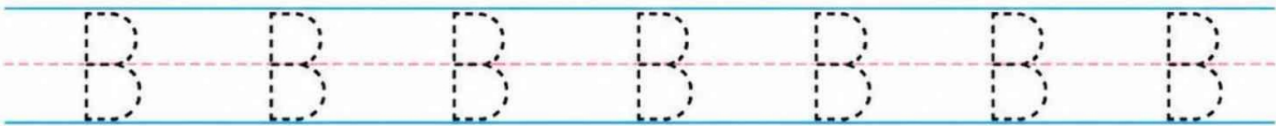





ball




Trace the letter Bb



Color the letter Bb








What starts with Bb?



Alphabet Worksheets

Color the letters below with these colors.





1
one



- 0
- 1
- 2

Handwriting practice lines consisting of a solid top line, a dashed middle line, and a solid bottom line, divided into five equal-width boxes.

1



- | | | |
|---|---|---|
| 1 | 0 | 1 |
| 1 | 2 | 1 |
| 6 | 1 | 4 |
| 5 | 1 | 1 |

0 2 3

one


2
two



- 0
- 1
- 2

2 2 2 2 2 2

2

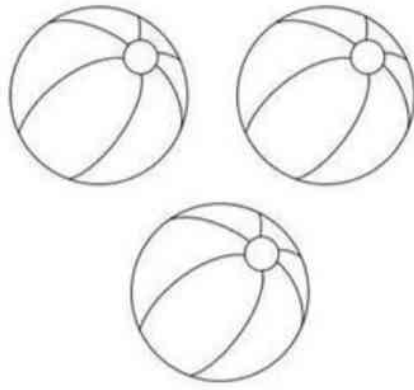


- | | | |
|---|---|---|
| 3 | 2 | 2 |
| 1 | 2 | 7 |
| 2 | 0 | 4 |
| 5 | 8 | 2 |

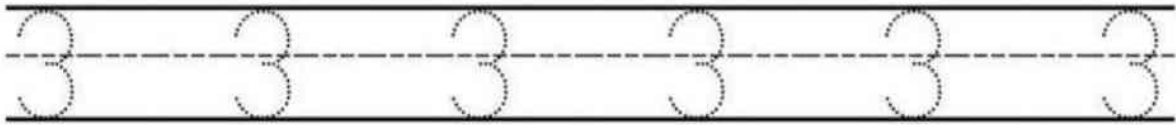
1 3 4

two


3
three



- 3
- 4
- 2



3



- | | | |
|---|---|---|
| 3 | 3 | 0 |
| 1 | 2 | 3 |
| 2 | 3 | 4 |
| 6 | 3 | 7 |


1 2 4

three

Find the number one and color it.



Find the number two and color it.



Name : _____

उ



उल्लू



उपहार

उ उ उ उ उ

उ उ उ उ उ

उ उ उ उ उ

उ उ उ उ उ

उ उ उ उ उ

उ उ उ उ उ

उ उ उ उ उ

Name : _____

ऊ



ऊन

ऊँ

ऊ ऊ ऊ ऊ ऊ

ऊ ऊ ऊ ऊ ऊ

ऊ ऊ ऊ ऊ ऊ

ऊ ऊ ऊ ऊ ऊ



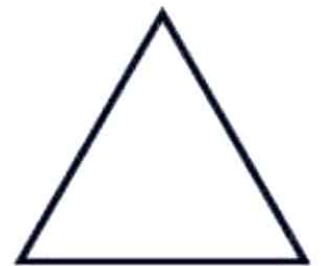
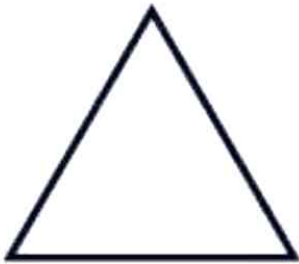





ऊ ऊ ऊ ऊ ऊ

ऊ ऊ ऊ ऊ ऊ

ऊ ऊ ऊ ऊ ऊ

I KNOW MY SHAPES

Colour the shapes the following colours:



Name _____

Date _____

SHAPE MATCHING

Match the objects with the same shape.

